

Six FlagsTM
Entertainment Corporation

California's
Great America

**GUEST
ACCESSIBILITY
GUIDE**

Welcome to California's Great America!

We are glad you are here! At California's Great America, we are proud to have earned one of the best safety records in the industry. We are committed to providing our Guests with a safe environment and we want our Guests to have a safe and enjoyable day. We are continually striving to improve our facilities.

Many amusement park rides incorporate safety systems designed by the manufacturer to accommodate people of average physical stature and body proportion. These safety systems may place restrictions on the ability of an individual to safely experience the ride. Guests of larger or smaller size, Guests who have a history of heart, back, or neck trouble, pregnant Guests, Guests who have had recent surgery, or Guests with casts, braces, restrictive devices, or disabilities may not be safely accommodated by these systems. For example, height requirements are based on the size needed for the safety restraints to function properly and the level of maturity usually associated with a certain height.

The Attraction Accessibility Program has been developed using our past experiences and our evaluation of each ride in both normal and emergency operating conditions. We also work closely with the manufacturer of each ride and our policies incorporate the manufacturers' guidelines as well as the requirements of the Americans with Disabilities Act. We hope that this Guide will help Guests make the best choices to ensure a safe and enjoyable experience at the park. Our goal is to safely and efficiently accommodate the needs of all Guests, including individuals with disabilities.

Our prime consideration is the ability of each person to endure the dynamics of a ride without risk of injury to that person or other Riders. If you have a suggestion for an improvement or have questions not answered in this brochure, please stop at Guest Services. If you feel that you or a member of your party may be affected by this policy, you are encouraged to visit Guest Services or Town Hall to obtain a list of rides you can safely ride. Your Rider Access Form will provide information for our associate to help accommodate you.

RIDE SAFELY

While all amusement attractions have associated risks, certain individuals are at increased risk for injury from these attractions. Carefully evaluate each attraction to determine if you or members of your party can safely participate. We reserve the right to deny access to a ride to anyone who we feel may not be able to safely experience the ride or may be a hazard to other Riders.

A Safety Guide sign is posted at every ride entrance and Alternate Access entrance. These signs provide height requirements, health restrictions, ride ratings, ride accessibility, and special instructions regarding the ride. Please review these signs prior to accessing the ride and ensure to follow all instructions provided.

In general, all Riders should be in good health and free from any conditions known or unknown that might be aggravated by riding. If you have any doubt about your ability to safely experience a ride, we urge you to consult with our staff at Guest Service. Remember, if you suspect your health could be at risk for any reason, or you could aggravate a pre-existing condition of any kind, **do not ride**.

Generally, Guests must have the ability to brace themselves upright in the seat and support their head and neck during the ride movements. Guests using wheelchairs will have to transfer from their wheelchair to the ride unit by themselves or assisted by a member of their party in order to be able to ride. You should plan your visit with someone who can physically help you when necessary.

As a Guest, you are responsible for your own safety. Please read this guide and all instructional signage before riding. Listen to and follow all operator instructions. Any person who intentionally removes a safety restraint, violates a park safety policy, or appears to be under the influence of alcohol or chemical intoxicants will be removed from the park without refund. **FOR YOUR SAFETY, DO NOT ENTER AN UNAUTHORIZED AREA FOR ANY REASON.** You may be seriously injured if you enter an unauthorized area.






Before riding, please note all safety warnings for each ride. In general:

- Face forward and remain seated in an upright position with your back and shoulders against the seat back and hold on until the ride comes to a complete stop.
- All restraint systems, including lap bars, shoulder harnesses, and seatbelts, must be positioned, fastened, and tightened at all times.
- Due to the nature of our rides, backpacks, purses, electronics, stuffed animals, and other loose items are not permitted on most rides. Glasses must be secured. Smaller items may be secured in cargo pockets or waist packs as long as they do not interfere with the restraint system. In addition, smaller items may be left in a locker or with a non-Rider. California's Great America is not responsible for lost, stolen, or damaged items. You are responsible for your personal property.
- Due to the nature of our rides, picture taking, cell phone, or electronic usage while riding is prohibited.
- Keep all parts of your body inside the ride unit at all times.
- Shirt, shoes, and shorts/pants are required on most amusement park rides.
- Finish food and drink before boarding.
- Smoking, including e-cigarettes, is not permitted in California's Great America.

RIDE RATING SYSTEM

A Ride Rating Program has been designed to provide a scale for rating the thrill factor of each ride. The intent is to provide a scale to guide park Guests in determining which attractions to ride based on their own experience level, physical condition, and abilities.

Each ride/attraction is placed into one of five categories:

CATEGORY		DESCRIPTION
Low Thrill Rides		Rides that are generally calm and gentle in nature.
Mild Thrill Rides		Rides that generally have low speeds with gentle motion and braking. Rides have smooth transitions with some changes in elevation and speed.
Moderate Thrill Rides		Rides that generally have low to medium speeds and/or heights with moderate motion and braking. Riders may encounter unexpected changes in direction and/or speed during portions of the ride.
High Thrill Rides		Rides that generally have medium to high speeds and/or heights with moderate to rapid braking. Riders may encounter unexpected changes in speed, direction and/or elevation.
Aggressive Thrill Rides		Rides that generally have one or more of the following: high speeds and/or heights, aggressive and unexpected forces, and rapid directional or elevation change. Riders will encounter many unexpected rapid changes in speed, direction and/or elevation.

KEY TO SYMBOLS

These symbols, along with the ride ratings, are used to define our rides on the following pages.

	Ambulatory
	Accommodates wheelchair
	Transferable
	Must be accompanied by Supervising Companion of proper height to ride
	Must be accompanied by a child to ride/participate
	Must be at least this tall to ride
	Maximum speed of ride
	Life jacket is required
	Cannot be any taller than this to ride/participate
	Maximum height of ride
	Maximum water depth
	Prohibited for Guests with back trouble
	Prohibited for Guests with heart trouble or high blood pressure
	Prohibited for Guests with neck trouble
	Prohibited for pregnant Guests
	Prohibited for Guests who have had recent surgery

ACCESS SYMBOLS

Symbols indicate boarding procedures for each ride and are defined below.



This symbol is used to identify rides where Riders may remain in their wheelchair. Carousel Columbia, Character Carousel and Mass Effect: New Earth may accommodate wheelchairs.



This symbol identifies rides that can accommodate Guests who are able to transfer from the wheelchair to the ride unit by themselves or assisted by a member of their party.



This symbol identifies rides where Guests must be able to walk independently or be assisted by a member of their party.

DEFINITIONS

Every ride entrance lists height requirements and special instructions regarding the ride. California's Great America uses the following terms:



Ability to hold on or brace: Ability to use one's arms to maintain a grasp on an assist bar and support one's body during normal and emergency procedures on a ride and to use one's legs to brace to maintain a seated position during the forces of the ride.



Hand-held Infant: Hand-held infants are children who are unable to independently walk or maintain seated postural control and will only be able to ride the following rides with a Supervising Companion: Carousel Columbia (in a chariot), Character Carousel (in a chariot), Star Tower, Breakers Bay (water depth may be restricted), Rushin' River, and Tide Pool. Hand-held infants and their Supervising Companion may also enjoy Pup's Pier, but may not participate on the elevated sections of the attractions.



Supervising Companion: Many of our rides have height requirements that allow a Guest under that requirement to ride with a Supervising Companion. A Supervising Companion is someone who meets all the requirements to ride the ride themselves, who is at least 54" in height, approximately 14 years of age, and demonstrates appropriate observed behavior. Supervising Companions are responsible for ensuring that the accompanied Rider remains seated properly where applicable and follows all rules and regulations. The Supervising Companion must be seated in the same seat (row) as the Rider who needs accompaniment and can accompany the number of Riders for which the seat is designed. For example, if a seat is designed for three people, the Supervising Companion can accompany two Riders. An exception to this is at SNOOPY'S™ Space Buggies where as long as the Supervising Companion rides in the back seat, they can supervise up to two Riders.

HEALTH RESTRICTIONS



Each ride is evaluated against 5 primary health restrictions. These restrictions are:

- Back Trouble
- Heart Trouble/High Blood Pressure
- Neck Trouble
- Pregnancy
- Recent Surgery

If you are in doubt about your ability to safely experience a ride or would like more information, please review the information for each attraction in this Guest Assistance Guide or review the Safety Guides and all warning signs posted at each ride entrance and Alternate Access Entrances.

PREGNANCY

Guests who are pregnant may ride Carousel Columbia, Delta Flyer, Eagle's Flight, Star Tower, and select Planet SNOOPY™ attractions.

HEIGHT REQUIREMENTS

Height requirements and specific instructions are posted at the entrance to each attraction. Children may be "officially" measured at Town Hall or at most major rides. The measured Guest will be given a wristband to indicate their height range. Wristbands are not required to ride. They are intended to make your wait in line shorter by streamlining the height measurement process.

For the safety of Guests, a shoe which does not contribute excessively to the Guest's height is required. For example, a Guest is not permitted to wear platform shoes to help meet a height requirement. California's Great America reserves the right to ask that shoes be removed to ensure that a Guest's height is not being artificially enhanced or manipulated. In South Bay Shores height measurements are taken in bare feet. There is a separate height wristband system for South Bay Shores.

ATTRACTION ACCESSIBILITY PROGRAM

We are proud of our reputation for accommodating Guests with disabilities through our Attraction Accessibility Program. To provide equal access for all Guests, we have developed a program which allows Guests with mobility restrictions or cognitive impairment to access attractions. Information about where Guests access the ride is posted on each attraction's

Safety Guide sign. All Guests are required to meet all riding requirements for every attraction, including height and health restrictions in order to safely ride/participate.

The Guest with a mobility restriction or cognitive impairment should visit Guest Services or Town Hall upon their arrival at the park to express their inability to wait in the regular line. Some questions are asked to ensure that the Guest has the required physical criteria in order to safely experience attractions. Following that conversation, the Guest Services Associate will provide the details needed to participate in the program.

Guests with mobility restrictions or cognitive impairments who request reasonable accommodations are encouraged to obtain the IBCCES Accessibility Card (IAC) by registering at accessibilitycard.org or via the Accessibility Card mobile App. Once a Guest has filled out the online application and uploaded necessary documentation into a secure online portal, they will be able to access their digital Accessibility Card. Guests will present the IBCCES Accessibility Card to Guest Services or Town Hall upon their arrival at the park to express their accommodation needs. Some questions are asked to ensure that the Guest has the required physical criteria in order to safely experience attractions. Following that conversation, the Guest Services or Town Hall Associate will provide the details needed to participate in the program.

Note: Only IBCCES can issue the IBCCES Accessibility Card, and not California's Great America.

CASTS AND BRACES

Guests with casts or braces will be restricted from riding rides where the cast or brace will not fit inside the ride unit or where it will present a hazard to the Guest or others. Guests with full arm (elbow restricted) and full leg (knee restricted) casts or braces are restricted from most rides and water slides. We suggest you delay your visit until the cast is removed. Casts and braces with exposed metal parts are not permitted on most slides in South Bay Shores.

The following chart displays the cast and brace rules for all rides and attractions.

- Y** May ride with the condition
- C** Must ride in a chariot
- F** Cast/Brace must fit safely in the ride unit
- O** Not Permitted to participate on elevated activity area
- Z** Participation or water depth may be restricted if necessary

CALIFORNIA'S GREAT AMERICA

	Cervical Collar or Neck Brace	Broken Collar Bone	Forearm Cast	Full Arm Cast	Braced Arm Cast	Foot Lower Leg Cast	Full Leg Cast
Barney Oldfield's Redwood Rally			Y	F	Y	Y	F
Berserker			Y	F		Y	F
Carousel Columbia	Y	Y	Y	Y	Y	Y	C
Celebration Swings		Y	Y	Y		Y	
Centrifuge			Y	F		Y	F
Character Carousel	Y	Y	Y	Y	Y	Y	C
Delirium™			Y			Y	
Delta Flyer	Y	Y	Y	Y	Y	Y	Y
Demon			Y			Y	
Drop Tower®			Y			Y	
Eagle's Flight	Y	Y	Y	Y	Y	Y	Y
Flight Deck®							
Flying Ace		Y	Y	Y	Y	Y	F
Flying Eagles		Y	Y	Y	F	Y	F
Gold Striker®							
GR8 SK8			Y			Y	F
The Grizzly®			Y			Y	
Joe Cool's Dodgem School			Y	F		Y	F
Kite Eating Tree			Y	Y			
Liberty Twirler			Y			Y	F
Lucy's Crabby Cabbies			Y			Y	F
Mass Effect 4D			Y	F		Y	
Orbit			Y	Y		Y	
Patriot							
PEANUTS™ 500			Y			Y	F
PEANUTS™ Pirates			Y	F		Y	F
Planet SNOOPY™ Construction Zone		Y	Y	Y		Y	Y
Psycho Mouse™			Y			Y	F
The Pumpkin Patch		Y	Y	Y	F	Y	F
RailBlazer®			Y			F	
Rip Roaring Rapids			Y			Y	F
Rue Le Dodge			Y	Y		Y	F
Sally's Love Buggies	Y	Y	Y	Y	Y	Y	F

- Y** May ride with the condition
- C** Must ride in a chariot
- F** Cast/Brace must fit safely in the ride unit
- O** Not Permitted to participate on elevated activity area
- Z** Participation or water depth may be restricted if necessary

CALIFORNIA'S GREAT AMERICA *continued*

	Cervical Collar or Neck Brace	Broken Collar Bone	Forearm Cast	Full Arm Cast	Braced Arm Cast	Foot Lower Leg Cast	Full Leg Cast
Sally's Swing Set		Y	Y	Y		Y	
SNOOPY'S™ Space Buggies			Y			Y	F
SNOOPY'S™ Space Race	Y	Y	Y	Y	F	Y	F
Star Tower	Y	Y	Y	Y	Y	Y	Y
Thunder Raceway			Y			Y	
Tiki Twirl			Y	Y		Y	F
Whitewater Falls			Y			Y	
Woodstock Express			Y			Y	F
Xtreme SkyFlyer			Y			Y	

SOUTH BAY SHORES

Barracuda							
Breakers Bay			Y	Z		Z	Z
Coastal Cruz			Y				
Feeding Frenzy							
Mission Falls							
NorCal Wipeout							
Otter Trotter	Y	Y	Y	Y	Y	Y	Y
Pup's Pier – Play Structure	O	Y	Y	Y	Y	Y	O
Pup's Pier – Slides							
Reef Racer							
Rushin' River			Y	Y		Y	
Shark Reef Plunge							
Tide Pool	Y	Y	Y	Y	Y	Y	Y
Tide Pool – Slides							

PROSTHESIS

Guests with any type of prosthesis should not ride Celebration Swings, Delirium, Drop Tower or Sally's Swing Set, unless they can ensure the device is properly secured and will remain in place during the ride. All Riders must be able to maintain the proper riding positioning. Additionally, prosthetic devices with exposed metal parts are not permitted on most South Bay Shores attractions. Guests should visit Guest Services or Town Hall prior to riding to ensure a safe riding experience.

Prostheses of any kind are not permitted on RailBlazer or Shark Reef Plunge.

Leg prostheses are not permitted on Flight Deck or Patriot.

Guests with prosthesis enjoying their day at South Bay Shores should consult with a member of our Aquatics Supervisory Team.

RIDE DEVICES

Guests with disabilities may be eligible to ride select attractions using a body harness provided by the park. Guests should visit designated park locations for assistance and to determine eligibility.

For safety reasons, certain attractions may require the removal of medical devices or prosthetics that are not securely fastened to the Rider's body. These devices may interfere with safety restraints, prevent proper riding posture, or pose hazards to the Guest or others.

On rides equipped with removable seats, Guests using wheelchairs may transfer directly to the ride vehicle. Ride attendants and Guest service staff are available to assist with questions or specific requirements regarding harnesses, mobility aids, or prosthetic devices.

Safety is the park's highest priority. To ensure an enjoyable and safe experience, Guests who do not meet specific Rider requirements, including those related to harnesses and mobility aids, may be restricted from participating.

Transfer devices, when requested, can be used to assist a Guest out of a wheelchair and into a ride unit. The following rides are equipped with a transfer device: Gold Striker, Demon, Grizzly, Psycho Mouse, Pacific Gliders, Woodstock Express, and Railblazer.

Body Harnesses, when requested, allow certain Guests with disabilities the ability to ride if they meet the ride criteria. The following rides are equipped with a body harness: Flight Deck and Patriot.

In addition, specific ride vehicles are equipped with removable sides at Flying Eagles and Pacific Gliders. These vehicles may further assist Riders in transferring from their wheelchair to the ride unit. Please inform an Associate at the ride if you wish to use that vehicle.

For additional guidance, Guests are encouraged to consult the park guide or speak with a Ride Attendant or Guest Services Associate.

ADDITIONAL INFORMATION & SERVICES

Our goal is to make California's Great America as enjoyable and barrier-free as practical. Listed below are some of the services we offer. Please feel free to suggest areas in which we might improve in the future.



Braille & Large Print Guides

Braille and large print versions of the Park Map and Guest Assistance Guide are available at Town Hall. There are a limited number of guides available on a first-come, first-served basis.



Family Services

A space for nursing mothers is available at Family Care Center. Baby changing areas and a companion restroom can be found in most restrooms. Please feel free to ask an Associate for directions to these locations or review a park map.



First Aid

Our First Aid Building located next to Railblazer is staffed from park open to park close. Medical equipment storage and refrigeration for Guests with medication is offered at First Aid. In addition, a First Aid Station is located in South Bay Shores next to the Breakers Bay Wave Pool. This location is open during South Bay Shores operating hours.



Hearing Needs

Assistive listening devices are available upon request. These lightweight, wireless devices amplify sounds using signals from transmitters located throughout the park and are recommended for Guests with mild to moderate hearing loss. For more details or to obtain a device, please visit Town Hall.

If you require American Sign Language (ASL) interpreting services, we can provide them with at least 7 days advance notice for live show venues, and/or to accompany you for the day. Additionally, show scripts or score sheets can also be requested at each venue. To arrange ASL services, please email Guestservices@cagreatamerica.com. Alternatively, you can submit your request online through cagreatamerica.com.



Interpretive Services

If requested at least one week in advance, California's Great America will provide American Sign Language Interpretation at live show venues. To arrange for sign language interpreting services, please contact Guestservices@cagreatamerica.com. Live Show scripts or score sheets are available at each show venue upon request and must be returned at the end of the show.



Parking

Accessible parking is available on a first-come, first-served basis within the main parking lots of the park. When you arrive at the parking toll booths, ask an Associate

for instructions regarding where to proceed to the accessible parking lot. Both auto and van accessible spaces are provided. A valid disabled persons parking placard or license plate must be displayed at all times while parked in the designated accessible parking area. If the designated accessible parking area is full at the time of your arrival, members of your party may be dropped off at the main pick-up/drop-off area, near the main entrance to the park. Proper vehicle identification must be displayed. Security Officers on duty are authorized to ticket and/or tow vehicles that do not display proper identification. Please ask an Associate for directions to additional parking areas.



Restrooms

Private restroom facilities for Guests needing the assistance of another Guest are available at the First Aid Building, next to Food Festival, Patriot, Planet SNOOPY™, and South Bay Shores. Wheelchair accessible stalls are located at all restrooms. For convenience, we also have Family Restrooms available at Restrooms by Patriot, The Market, Planet SNOOPY™, and South Bay Shores.



Service Animals

Service animals are welcome at California's Great America. A service animal is defined as a dog that has been individually trained to do work or perform tasks for a person with disabilities. Examples of such work or tasks include guiding people who are blind, alerting people who are deaf, pulling a wheelchair, alerting and protecting a person who is having a seizure, reminding a person with mental illness to take prescribed medications, calming a person with Post Traumatic Stress Disorder (PTSD) during an anxiety attack, or performing other duties. Service animals are working animals, not pets. The work or task a dog has been trained to provide must be directly related to the person's disability. Dogs whose sole function is to provide comfort or emotional support do not qualify as service animals.

Service animals must be house broken, controlled with a restraining device, display appropriate behavior at all times while on our property. Guests whose service animal demonstrates aggressive and/or inappropriate actions toward a Guest or Associate will be directed to remove the animal from the park. There is a limit of one service animal per Guest.

Due to the nature of most rides, service animals must remain with a non-riding member of your party. We are not permitted to take control of your service animal. Service animals may be taken on Barney Oldfield's Redwood Rally, Carousel Columbia, Character Carousel, Delta Flyer, Eagle's Flight, Flying Ace, Planet Snoopy Construction Zone (ground level play area), Pumpkin Patch, and Star Tower. Service animals must be leashed, under the owner's control, fit on the floor of the ride vehicle, and seated on the floor, not the ride seat. They may

also attend the performances at PEANUTS™ Showplace, 50s Gazebo, Great America Theater, Redwood Amphitheater, and Celebration Plaza. Service animals are not permitted in water attractions, wet decks, wading pools, or lazy rivers. They are permitted to walk through the park areas, including scare zones. Visit Guest Services for more information. Guests may take advantage of our Rider Swap policy for staying with the service animal. Visit Guest Services for more information.

A Service Animal "Relief Area" is located next to Delirium. Owners are responsible for disposing of their animal's waste. Please look for the designated sign.



Special Dietary Needs

Although outside food and beverages are not allowed in the park, individuals who have special diets or need items due to a medical condition may bring small coolers to accommodate such needs. Please visit Guest Services for more information.



Wheelchairs & Electric Convenience Vehicles

A limited supply of wheelchairs, electric convenience vehicles (ECV), and strollers are available for rent at Front Gate Rentals. Online reservations are available for wheelchair/ECV rentals in advance of your visit. Reservations can be made by going to cagreatamerica.com and visit the rentals page under the Tickets tab. Rentals are also available at the park while supplies last.

Wheelchairs, ECV's, and strollers may not be taken out of the park gates or to the parking lot. However, a park Associate will be happy to provide any assistance you may need at that time. For any Guest using a personal Segway, please stop by Guest Services prior to entering the park. Manual Wheelchairs are available at ride locations with Wheelchair Lifts if weight exceeds the max capacity.

Guests Using Wheelchairs or ECV's

Wheelchairs and ECV's cannot be accommodated on most rides and attractions, with the exception of Carousel Columbia, Character Carousel, and Mass Effect: New Earth where wheelchairs can be accommodated. Please refer to the individual ride and attraction descriptions in the back of this brochure for more specific information.

On most rides where Guests in wheelchairs can be accommodated, Guests will need to leave their wheelchairs to be seated. In most cases, a wheelchair may be left in a designated position on or near the ride platform or walkway near the ride. Almost every ride is wheelchair accessible. A wheelchair lift is available at Gold Striker, Flight Deck, and Patriot to transport a Guest in a wheelchair to our second story ride platform. Please use the call button at the base of the lift to request service. Manual wheelchair available at all locations with a wheelchair lift if weight exceeds the max posted

capacity. If an ECV has attachments to the vehicle which could impede with the operation of a lift or with safe lift ingress and egress, please transfer to manual wheelchair. Applicable attachments would include canopies, antennae, umbrellas, awnings, etc. Please ask an Associate at each location for assistance.

If in doubt about your ability to safely experience a ride, we urge you to consult with our staff at Guest Services or Town Hall. California's Great America personnel are not trained in transferring Guests from wheelchairs to ride units and are not permitted to do so. You should plan your visit with someone who can physically help you when necessary.

Guests may re-charge their wheelchair battery at Guest Services or Town Hall.

EVACUATIONS

Evacuations may be required due to a mechanical problem, weather conditions, or a power interruption. If an evacuation is required, Riders may need to maneuver across catwalks, from the highest point of the ride, and down steeply inclined catwalks or steps. Ride units may also stop at the top of a lift or on the ride course due to mechanical reasons. Certain evacuations may require Riders to use additional safety equipment during the process. Remain seated until given instructions. In South Bay Shores, Guests may be asked to evacuate pools as quickly as possible using stairs or ladders. If an evacuation from a ride/attraction is required, for safety reasons, we may evacuate ambulatory Riders prior to evacuating those Riders using wheelchairs. If so, you accept any risk due to delayed evacuation if we need to physically lift or lower you. If your wheelchair can be safely accommodated on a ride, you are responsible for it being able to withstand the movement of the ride.

GUESTS OF A LARGER SIZE

All restraint systems, including lap bars, shoulder harnesses, and seatbelts, must be positioned and fastened properly to allow Guests to ride. Due to restraint system requirements, Guests of larger size (in terms of height, weight, and/or proportions) may not be accommodated on some of our rides. Our larger Guests may experience difficulty on Delirium, Drop Tower, Flight Deck, Gold Striker, Patriot, The Grizzly, and RailBlazer.

If you are concerned whether or not you can be accommodated safely on a ride, you may enter the ride via the exit to ensure the restraints function properly prior to waiting in line. The rest of your party may wait for you outside the exit. Test seats are located at the ride entrances of Patriot and Railblazer. The manufacturer requires a maximum Guest height on the following rides: Patriot 78".

LOOSE ARTICLES

Most rides cannot accommodate loose articles including jewelry, cell phones, hats, cameras, purses, backpacks, basketballs, umbrellas, beverage containers, electronic devices, etc. Items must be safely secured in cargo pockets, a waist pack, in a bin on the ride platform, in a locker, or with a non-Rider. California's Great America is not responsible for lost, stolen, or damaged items.

Extra or bulky clothing, backpacks, and anything else that could potentially be between the Rider and the restraint will not be allowed. The restraint mechanism must be secured snugly against the Rider's body.

For safety reasons, cell phone usage, taking pictures, and filming on rides are prohibited.

Hearing devices or any other electronic devices may be damaged by water at water rides and attractions. Please take necessary precautions to protect hearing devices on all rides.

LOST & FOUND

All items found at California's Great America are turned in to our Guest Services Department located at the front of the park, next to the main exit. If you lose an item on a ride, we will search for the article as soon as possible. In order to keep the ride in operation, an immediate search may not be possible. Please log on to and complete the form on cagreatamerica.com/help/lost-and-found to ensure the item is returned to you if it is found.

Please visit Lost and Found, to complete paperwork to ensure the item is returned to you if it's found.

FOR YOUR SAFETY, DO NOT ENTER UNAUTHORIZED AREAS TO RETRIEVE LOST ARTICLES. You can be seriously injured if you enter an unauthorized area.

MAGNETIC FIELDS ON RIDES

Magnetics are used at the following attractions: Drop Tower, Gold Striker, Patriot, and RailBlazer. Guests with medical devices sensitive to magnetic fields (pacemakers, hearing aids, etc.), should consider these factors when deciding to ride.

OXYGEN TANKS

Due to the dynamic nature of rides, portable oxygen tanks are only permitted on the following rides: Carousel Columbia, Character Carousel, and Star Tower. The tank must fit safely in the ride unit and not interfere with the ride restraint system.

Many rides can accommodate smaller personal oxygen equipment. Personal oxygen equipment that can be secured around the waist, or with a strap that can be worn over the shoulder of one arm and under the other arm, may be

permitted as long as the contents of the equipment housing can be contained. The equipment must allow the restraint mechanism to be secured snugly against the Rider's body. The equipment must not prevent Guests from properly sitting in the ride unit with their back and shoulders against the seat back. At no time may the equipment be between the Rider and the seat or the restraint. Riders must be free to hold on during the ride; therefore, nothing may be in their hands while riding.

STROBE LIGHTING & SPECIAL EFFECTS

Many attractions utilize special effects including strobe lighting and specialty ride lights that may impact Guests with certain medical conditions.

Attractions utilizing these effects include: Gold Striker, Lucy's Crabbie Cabbies, Mass Effect: New Earth, Patriot, Psycho Mouse, and RailBlazer.

PROPER ATTIRE

Most rides require proper riding attire including shirts, shorts, and shoes. Shirts and shoes are required in queues and all park pathways. Swimwear is not permitted on rides outside of South Bay Shores. Jewelry including but not limited to, necklaces, bracelets, dangling earrings, and rings other than wedding bands are prohibited on Reef Racer and Shark Reef Plunge. For your safety, loose clothing (including scarves and other free-flowing clothing), must be significantly secured or removed to prevent any interference with the ride restraint system. On all roller coasters and Berserker, scarves are required to be removed in their entirety.

Loose fitting shoes may be removed before riding Celebration Swings, Drop Tower, Flight Deck, Patriot, and Sally's Swing Set.

Appropriate swimwear is required. Thongs or transparent clothing are not permitted.

RIDER CRITERIA

Our Attraction Accessibility Program is designed to allow Guests to participate in the enjoyment of our attractions as much as possible. The program was developed by analyzing the physical and mental attributes required to safely ride each attraction. It is our policy to allow anyone to ride who meets all these requirements and is not a hazard to themselves or others. We continue to evaluate and update our Attraction Accessibility Program as necessary.

Ability to exhibit independent seated postural control under the dynamic conditions of the ride.

The Guest must have the body and spinal control to sit upright without the aid of other people or devices. The Guest must also have sufficient muscle control to support

their head, neck, and upper torso during the course of the ride, including the dynamic motion of the ride. Certain ride units such as carousel horses require the ability to form a saddle posture with the Guest's thighs.

Appropriate center of gravity.

The Rider's body must have the appropriate weight distribution for that ride.

Ability to hold on with one functioning arm.

Guests must have one functioning arm that exhibits good grip control, the ability to brace, and is strong enough to allow the Guest to maintain proper riding position throughout the duration of the ride. A functioning arm may be a natural arm or a prosthesis which can be used for gripping and bracing. Any arm prosthesis must remain properly secured under the dynamic forces of the ride. Due to manufacturer requirements, some rides may exclude prosthetics.

Ability to hold on with two functioning arms

Guests must have two functioning arms that exhibit good grip control, the ability to brace, and are strong enough to allow the Guest to maintain the proper riding position throughout the duration of the ride. A functioning arm may be a natural arm or a prosthesis which can be used for gripping and bracing. Any arm prosthesis must remain properly secured under the dynamic forces of the ride. Due to manufacturer requirements, some rides may exclude prosthetics.

Ability to brace self with one functioning leg.

Guests must have one functioning leg to be used for bracing the body during the course of the ride. A functioning leg may be a natural leg or a prosthesis used for bracing the body during the course of participation and maintaining balance when entering and exiting a ride unit. Any leg prosthesis must remain properly secured under the dynamic forces of the ride. Due to manufacturer requirements, some rides may exclude prosthetics.

Ability to brace self with two functioning legs.

Guests must have two functioning legs to be used for bracing the body during the course of the ride. A functioning leg may be a natural leg or a prosthesis used for bracing the body during the course of participation and maintaining balance when entering and exiting a ride unit. Any leg prosthesis must remain properly secured under the dynamic forces of the ride. Due to manufacturer requirements, some rides may exclude prosthetics.

Minimum of two functioning extremities.

Guests must have a minimum of two functioning extremities (two legs, two arms, or one arm and one leg) to brace themselves during the ride and assist in entering and exiting the ride unit.

Minimum of three functioning extremities.

Guests must have a minimum of three functioning extremities (two legs and one arm or two arms and one leg) to brace themselves (with tripod bracing) during the ride and assist in entering and exiting the ride unit.

Minimum of four functioning extremities.

Guests must have four functioning extremities (two legs and two arms) to brace themselves during the ride and assist in entering and exiting the ride unit.

Ability to enter/exit the ride within specified parameters without endangering self or others.

Riders must be able to enter and exit the ride without jeopardizing themselves or others and to assist with their own evacuation, if necessary. This may include special arrangements such as entering through the Alternate Access Entrance or having someone aid you in boarding. For the safety of our Associates and Guests, Associates are instructed not to perform any lifting of Guests.

Appropriate observed behavior.

Guest demonstrates appropriate observed behavior indicating a willingness and ability to participate and/or follow Rider requirements. Appropriate observed behavior may include, but not be limited to, maintaining proper riding position, attention and compliance to safety instructions, proper use of all ride safety equipment, and willingness to participate.

Guests have a duty to:

- Exercise good judgment
- Act in a responsible manner while using amusement rides
- Obey all warnings prior and during participation
- Not participate while under the influence of alcohol or drugs
- Properly use all ride safety equipment provided

RIDES

The following descriptions are designed to give you information on the type of actions caused by various rides. Each of the following attractions will identify the restrictions according to the criteria itemized above. **In order to participate on most of our attractions, Guests must have seated postural control, appropriate center of gravity, appropriate observed behavior, and the ability to enter and exit the ride safely.** Specific exceptions or qualifications to those four criteria will be noted in the information provided below. If you have been authorized for Alternate Access, follow the directions listed under each ride.

2 **Arney Oldfield's Redwood Rally**



Guests must be 48" tall to ride alone **or** be accompanied by a Supervising Companion. Hand-held infants are not permitted.

This is an antique-styled, gas powered car that is driven by the Rider on a designated track for up to four Guests per car.

Restraint System: A shared seatbelt secures all Riders in the row across the thighs and pelvis.

Rider Criteria: Driver: Guests must have a minimum of two functioning extremities; one functioning arm and one functioning leg. Guests who are not able to steer and depress the accelerator must have a Supervising Companion accompany them to drive. Guests with a cervical collar, neck brace, or broken collar bone are not permitted to ride.

Passenger: Guests must have sufficient lower extremities to ensure the rides restraint system adequately restrains them. Guests unable to maintain seated postural control or demonstrate appropriate observed behavior must ride with a Supervising Companion. Guests with a cervical collar or neck brace are not permitted to ride. Guests with a visual impairment must ride with a Supervising Companion who meets the requirements to drive.

Rider Access: Alternate Access is available at the ride exit. Guests will have to take several steps, on their own or with the assistance of a companion, and be capable of stepping up and into the seat of the car. Service animals must be leashed, under the owner's control, fit on the floor of the ride vehicle, and seated on the floor, not the ride seat. Please use caution, as the ride unit may shift when entering and exiting.

Note: Please remember that inattentive drivers may bump you from behind. To avoid injury, please use caution while riding and while entering and exiting the ride.

3 **Berserker**



Guests must be 48" tall to ride alone **or** 44" tall **and** accompanied by a Supervising Companion.

This ride travels around a circular track. Seats lower to a slight angle during the duration of the ride, and the ride may go in reverse when the ride is coming to a final stop.

Restraint System: A shared seat belt secures Riders across the pelvis and thighs.

Rider Criteria: Guests must have a minimum of two functioning extremities; one functioning arm and one functioning leg. Two functioning arms are sufficient instead of one functioning arm and one functioning leg if the Rider is able

to form a saddle posture with leg residual limbs sufficient to brace self-upright in the seat against the restraint. Guests with a cervical collar, back or neck brace, broken collar bone, or braced arm cast, are not allowed to ride. Guests with a full arm or full leg cast are permitted to ride if the cast fits comfortably inside the ride unit.

Rider Access: Alternate Access is available at the ride exit. Riders will have to take several steps on their own or with the assistance of a companion, and be capable of stepping down into the ride unit.

1 **rousel Columbia**



Guests must be 46" tall to ride alone **or** accompanied by a Supervising Companion.

Maximum Weight – 170 lb. per animal; 680 lb. per chariot.

A double-decker carousel ride which features animals — both stationary and moving up and down — and chariot seating mounted on a circular platform that rotates.

Only one Rider per animal.

Rider Criteria: Guests must have the ability to straddle the ride unit. Guests unable to straddle the ride unit must be seated in a chariot unit. Guests unable to maintain seated postural control or demonstrate appropriate observed behavior must ride with a Supervising Companion and sit in the chariot. Guests with a full leg cast must be seated in a chariot.

Rider Access: Alternate Access is mainstreamed via the ride entrance. This attraction is wheelchair accessible on the lower level. Service animals must be leashed and under the owner's control, fit on the floor of the ride vehicle, are permitted to ride on the ride platform or chariots.

Note: Please notify a ride operator if needing to use the ramp.

3 **lebration Swings**



Guests must be 48" tall to ride.

Maximum Weight – 230 lb. per Rider.

A chair family swing ride with free hanging seats suspended from an elevated, rotating, and slanting tower. Riders will rotate in a circular motion as the tower begins to rise.

Restraint System: An individual lap bar and a between-the-legs safety belt secures each Rider.

Rider Criteria: Guests must have a minimum of three functioning extremities. Two functioning arms are sufficient instead of three functioning extremities if the Guest has a

normal center of gravity and lower extremities are sufficiently strong to maintain proper riding posture under the dynamic conditions of the ride. Amputations must be at the knee or below. Guests with a cervical collar, neck brace, braced arm cast, or full leg cast are not permitted to ride. Guests with any type of prosthesis should not ride unless they can ensure the device is properly secured and will remain in place during the ride.

Rider Access: Alternate Access available at the ride exit. Riders will have to take several steps on their own or with the assistance of a companion, and be capable of elevating themselves up into the seat. Please use caution when entering and exiting as the ride unit may shift. Do not use the ride restraints for support as they will shift.

3ntirifuge



Guests must be 46" tall to ride alone **or** be accompanied by a Supervising Companion. Hand-held infants are not permitted.

A circular ride where ride units move in the opposite direction of the ride table, spinning Riders in two opposing directions. Riders will experience rapid movements from side-to-side.

Restraint System: A shared lap bar and seatbelt secures all Riders in the row across the thighs and pelvis. The smaller Rider must sit on the inside seat.

Rider Criteria: Guests must have a minimum of two functioning extremities; one functioning arm and one functioning leg. Two functioning arms are sufficient instead of one functioning arm and one functioning leg if the Guest has a normal center of gravity and lower extremities are sufficiently strong to support weight against the restraint under the dynamic conditions of the ride. Amputation must be at knee or below. Guests with a cervical collar, neck brace, broken collar bone, or braced arm cast are not permitted to ride.

Rider Access: Alternate Access is mainstreamed via the ride entrance. Riders will have to take several steps on their own or with the assistance of a companion, and be capable of stepping up and over the side of the ride unit.

CAUTION: Please do not use the ride restraints for support while entering and exiting, as they will shift.

1 Character Carousel



Guests must be 46" tall to ride alone **or** accompanied by a Supervising Companion. Hand-held infants must ride in a chariot.

Maximum Weight – 170 lb. per horse; 680 lb. per chariot

A carousel ride which features animals — both stationary and moving up and down — and chariot seating mounted on a circular platform that rotates.

Rider Criteria: Guests must have the ability to straddle the ride unit. Guests unable to straddle the ride unit must be seated in a chariot unit. Guests unable to maintain seated postural control or demonstrate appropriate observed behavior must ride with a Supervising Companion and sit in the chariot. Riders with a full leg cast must be seated in a chariot.

Rider Access: Alternate Access is available using the ramp to the right of the ride exit. The ride is wheelchair accessible and can accommodate one wheelchair during a ride cycle which will be secured in a designated spot on the ride platform. Guests not utilizing the ramp may enter through the entrance or exit and will have to take several steps on their own or with the assistance of a companion, and be capable of stepping up on the platform. Service animals must be leashed and under the owner's control, fit on the floor of the ride vehicle, are permitted to ride on the ride platform or chariots.

Note: Please notify a ride operator if needing to use the ramp.

5 Mirium™



Guests must be 48" tall to ride.

Maximum Weight – 680 lb. per gondola

A thrill ride that swings to the height of 65 feet in a pendulum motion while spinning in a clockwise rotation. Riders will experience changes in direction and elevation as well as moments of weightlessness while aboard the ride.

Restraint System: A shoulder harness with a between-the-legs safety belt secures each Rider over the head and across the chest. Due to the nature of the restraint, this ride may not accommodate Guests of a larger size.

Rider Criteria: Guests must have a minimum of two functioning extremities; one functioning arm and one functioning leg. Two functioning arms are sufficient instead of one functioning arm and one functioning leg if the Guest has a normal center of gravity and lower extremities are sufficiently strong to support weight against the restraint under the dynamic conditions of the ride. Amputations must

be at the knee or below. Guests with a cervical collar, neck brace, broken collar bone, full arm cast, braced arm cast, or full leg cast are not permitted to ride. Guests with any type of prosthesis should not ride unless they can ensure the device is properly secured and will remain in place during the ride.

Rider Access: Alternate Access is available at the ride exit. Riders will have to take several steps, on their own or with the assistance of a companion, and be capable of elevating themselves up into a suspended seat. Please use caution when entering and exiting as the ride unit may shift. Do not use the ride restraints for support as they will shift.

lta Flyer



Guests must be 48" tall to ride alone **or** be accompanied by a Supervising Companion.

Maximum Weight – 680 lb. per cabin

A cable car ride with gondolas suspended from an overhead moving cable.

Restraint System: A door with a safety lock secures all Riders in a cabin.

Rider Criteria: Guests must have at least one functioning arm with a minimum of two functioning extremities. Hand-held infants and Guests who do not have appropriate observed behavior must be accompanied by a Supervising Companion.

Rider Access: Alternate Access is available at the ride exit. Riders will have to take several steps on their own or with the assistance of a companion, and be capable of stepping up into the ride unit. Please use caution, as the ride unit may shift when entering exiting. Service animals must be leashed, under the owner's control, fit on the floor of the ride vehicle, and seated on the floor, not the ride seat.

Note: Wheelchairs cannot be accommodated in the gondolas, but can be left in a designated area in the exit outside the station.

non



Guests must be 48" tall to ride.

A high-speed, looping roller coaster which turns Riders upside down four times. Riders will experience weightlessness and rapid movements from side-to-side.

Restraint System: A shoulder harness with a between-the-legs safety belt secures each Rider over the head and across the chest. Due to the nature of the restraint, this ride may not accommodate Guests of a larger size.

Rider Criteria: Guests must have a minimum of two functioning extremities; one functioning arm and one functioning leg. Two functioning arms are sufficient instead of one functioning arm and one functioning leg if the Guest is able to form a saddle posture with leg residual limbs sufficient to brace self-upright in the seat against shoulder harness. Guests with a cervical collar, neck brace, broken collar bone, full arm cast, braced arm cast, or full leg cast are not permitted to ride.

Rider Access: Alternate Access is available at the ride exit. Riders will have to transfer into the seat on their own or with the assistance of a companion. A transfer device is available upon request which may assist a Rider out of a wheelchair and into the ride unit. Please do not use the ride restraints for support while entering and exiting, as they will shift.

WARNING: Theatrical Fog is in use at this attraction.

4op Tower®



Guests must be 54" tall to ride.

Maximum Weight – 800 lb. per ride.

A free-fall ride that lifts Riders to the top of a structure and drops them. Riders will experience weightlessness and rapidly changing forces.

Restraint System: A shoulder harness with a between-the-legs safety belt secures each Rider over the head and across the chest. Due to the nature of the restraint, this ride may not accommodate Guests of a larger size.

Rider Criteria: Guests must have a minimum of two functioning extremities; one of which must be an arm. Two functioning arms are sufficient instead of one functioning arm and one functioning leg if the Guest has a normal center of gravity and lower extremities are sufficiently strong to support weight against the restraint under the dynamic conditions of the ride. Guests without an appropriate center of gravity with only one functioning leg may ride as long as they have sufficient lower extremities to ensure the ride restraint system adequately restrains them. Amputations must be below the knee. Guests with a cervical collar, neck brace, broken collar bone, full or braced arm cast, or full leg cast are not permitted to ride. Guests with any type of prosthesis should not ride unless they can ensure the device is properly secured and will remain in place during the ride.

Rider Access: Alternate Access is available at the ride exit. Riders will have to go up several steps, on their own or with the assistance of a companion, and be capable of elevating themselves up into the seat.

WARNING: This ride utilizes magnetic systems.

3agle's Flight



Guests must be 48" tall to ride **or** be accompanied by a Supervising Companion.

Maximum Weight – 680 lb. per cabin

A cable car ride with gondolas suspended from an overhead moving cable.

Restraint System: A door with a safety lock secures all Riders in a cabin.

Rider Criteria: Guests must have at least one functioning arm with a minimum of two functioning extremities. Guests who do not have appropriate observed behavior and hand-held infants must be accompanied by a Supervising Companion.

Rider Access: Alternate Access is available at the ride exit. Riders will have to take several steps on their own or with the assistance of a companion, and be capable of stepping up into the ride unit. Please use caution, as the ride unit may shift when entering and exiting. Service animals are permitted to ride.

Note: Wheelchairs cannot be accommodated in the gondolas, but can be left in a designated area in the exit outside the station.

5ht Deck®



Guests must be between 54" tall **and** 78" tall to ride.

A high-speed, inverted, looping roller coaster which turns Riders upside down three times. Riders will experience changes in speed and direction, weightlessness, and rapid movements from side-to-side.

Restraint System: A shoulder harness with a between-the-legs safety belt secures each Rider over the head and across the chest. Due to the nature of the restraint, this ride may not accommodate Guests of a larger size.

Rider Criteria: Guests must have a minimum of three functioning extremities. One functioning arm that includes a hand is required to ride. Two functioning arms are sufficient instead of three functioning extremities if the Guest has a normal center of gravity and lower extremities are sufficiently strong to maintain proper riding posture under the dynamic conditions of the ride. Amputations must be below the knee. Guests with a cervical collar, neck brace, or broken collar bone are not permitted on the ride. Casts are not permitted on this ride. Alternatively, Guests with certain amputations may be able to ride with the use of a separate full body harness provided the Guest has remaining leg and arm residual limbs to be secured by the harness. Guests should check with Guest

Services or Town Hall to determine if they are eligible to ride using the full body harness. Guests with upper extremity prosthesis must ensure the device is properly secured or removed prior to riding. Leg prosthesis are not permitted.

Rider Access: Alternate Access is available at the ride exit. Riders will have to take several steps on their own or with the assistance of a companion, and be capable of elevating themselves up into a suspended seat. Please do not use the restraints for support while entering and exiting, as they will shift. A wheelchair lift is available to transport Guests from the exit to the ride platform. Limit one Rider in wheelchair in the lift at a time.

WARNING: Theatrical Fog is in use at this attraction.

2ing Ace



Guests must be 36" tall to ride alone **or** be accompanied by a Supervising Companion. Hand-held infants are not permitted.

Maximum Weight – 440 lb. per row

Plane with six rows that seats four Guests per row. The plane rotates both in a clockwise and counter-clockwise direction reaching a height of over 20 feet.

Restraint System: A shared lap bar secures all Riders in the row. A door further encloses the ride unit.

Rider Criteria: Guests must have a minimum of two functioning extremities; one functioning arm (excluding prosthesis) and one functioning leg. Guests with a cervical collar or neck brace are not permitted to ride. Guests who do not have appropriate observed behavior must be accompanied by a Supervising Companion.

Rider Access: Alternate Access is available at the ride exit. Riders will have to transfer into the seat on their own or with the assistance of a companion. Service animals are permitted to ride.

3ing Eagles



Guests must be 44" tall to ride alone **or** 36" tall **and** accompanied by a Supervising Companion.

Maximum Weight – 340 lb. per car

Guests will ride in a suspended car that rotates. Once the ride's speed increases, Riders use a fin on the front of the car to steer the car higher or lower.

Restraint System: A shared seatbelt secures all Riders in the row across the thighs and pelvis. The smaller Rider must sit on the inside seat.

Rider Criteria: Guests must have a minimum of two functioning extremities; one functioning arm and one functioning leg. Guests must have a minimum of one full functioning leg (including prosthesis) and one leg amputated below the knee. Guests with a cervical collar or neck brace are not permitted to ride. Guests who do not demonstrate appropriate observed behavior must be accompanied by a Supervising Companion.

Rider Access: Alternate Access is available at the ride exit. Riders will have to take several steps on their own or with the assistance of a companion, and be capable of elevating themselves up into the seat. Please use caution, as the ride unit may shift when entering and exiting.

4D Striker®



Guests must be 48" tall to ride.

A high-speed wooden roller coaster with high-speed airtime humps, quick turns, and enclosed tunnels.

Restraint System: An individual lap bar and seatbelt secures each Rider across the thighs and pelvis. Due to the nature of the restraint, this ride may not accommodate Guests of a larger size.

Rider Criteria: Guests must have a minimum of three functioning extremities. Guests must have a minimum of one full functioning leg (excluding prosthesis) and one leg amputated below the knee. Guests with cervical collar, neck brace, or broken collar bone are not permitted to ride. Casts are not permitted on this ride.

Rider Access: Alternate Access is available at the ride exit or Fast Lane Entrance. Riders will have to transfer into the seat on their own or with the assistance of a companion. A transfer device is available upon request which may assist a Rider out of a wheelchair and into the ride unit. A wheelchair lift is available to transport Guests from the Fast Lane Entrance to the ride platform. Please use the intercom at the base of the lift to request assistance. Limit of one Rider in a wheelchair and one companion in the lift at a time.

Note: Glasses may only be worn on this attraction if they are secured with an athletic strap. Glasses may not be held in the hands of Riders while riding.

WARNING: This ride contains strobe lighting.

WARNING: This ride utilizes magnetic systems.

3 SK8



Guests must be between 36" tall **and** 80" tall to ride.

Maximum Weight – 300 lb. per row.

Experience the feeling of skateboarding the half-pipe as the ride vehicle rolls back and forth on a teeter-totter type track.

Restraint System: An individual lap bar and seatbelt secures each Rider across the thighs and pelvis.

Rider Criteria: Guests must have a minimum of three functioning extremities. Guests with a cervical collar, neck brace, broken collar bone, full arm cast, or braced arm cast are not permitted to ride.

Rider Access: Alternate Access is available at the ride exit. Riders will have to take several steps, on their own or with the assistance of a companion, and be capable of stepping up into the ride unit.

4 Grizzly®



Guests must be 48" tall to ride.

A wooden roller coaster with high-speed banked turns and airtime humps.

Restraint System: A shared lap bar is positioned above the laps of all Riders in the row. An individual seatbelt secures each Rider across the thighs and pelvis. Due to the nature of the restraint, this ride may not accommodate Guests of larger size.

Rider Criteria: Guests must have a minimum of three functioning extremities. Two functioning arms are sufficient instead of three functioning extremities if the Guest has a normal center of gravity and lower extremities are sufficiently strong to maintain proper riding posture under the dynamic conditions of the ride. Amputations must be at the knee or below. Guests with a cervical collar, neck brace, broken collar bone, full arm cast, braced arm cast or full leg cast are not permitted to ride.

Rider Access: Alternate Access is available at the rides Fast Lane Entrance. Riders will have to transfer into the seat on their own or with the assistance of a companion. A transfer device is available upon request which may assist a Rider out-of-a wheelchair and into the ride unit. Please do not use the ride restraints for support while entering and exiting, as they will shift.

2 Cool's Dodgem School



Guests must be between 35" tall **and** 53" tall to ride.

A bumper car ride for children where Guests drive cars around a small track. Riders will experience strong side-to-side movement and rapidly changing direction and forces.

Restraint System: An individual strap is positioned across the chest and under the arm of each Rider.

Rider Criteria: Guests must have a minimum of three functioning extremities. Guests with a cervical collar, neck brace, broken collar bone, or braced arm cast are not permitted to ride. Guests with visual impairment must ride as a passenger with a driver who meets the requirements to drive.

Rider Access: Alternate Access is available at the ride exit. Riders will have to take several steps on their own or with the assistance of a companion, and be capable of stepping up and over the side of the ride unit. Please use caution, as the ride unit may shift when entering and exiting.

WARNING: Avoid head-on collisions.

2 The Eating Tree



Guests must be at least 36" tall.

Maximum Weight – 300 lb. per seat

This children's ride hoists Riders up in the air and provides a gentle yet bouncy trip down.

Restraint System: A shared lap bar is positioned above the laps of all Riders in the row. An individual seat belt secures each Rider across the thighs and pelvis. Due to the nature of the restraint, this ride may not accommodate Guests of a larger size.

Rider Criteria: Guests must have a minimum of three functioning extremities; one functioning arm that includes a hand and two functioning legs. Guests may ride with one leg amputation; amputation must be at the knee or below. Guests with the leg amputation must be at least 42" tall to ride or be accompanied by a Supervising Companion. Guests with a cervical collar, neck brace, broken collar bone, or braced arm cast are not permitted to ride. Lower body casts (foot, lower leg, etc.) are not permitted on this ride. Guests with any type of prosthesis should not ride unless they can ensure the device will remain in place during the ride.

Rider Access: Alternate Access is available at the ride exit. Riders will have to take several steps on their own or with the assistance of a companion, and be capable of elevating themselves up into the seat.

Liberty Twirler ▲ 3



Guests must be 48" tall to ride alone **or** 36" tall **and** accompanied by a Supervising Companion.

Maximum Weight – 540 lb. per car

Rotating cars are mounted on counter-rotating arms that produce strong accelerations and side-to-side movement, changing force and direction rapidly.

Restraint System: A shared lap bar and seatbelt secures all Riders in the row across the thighs and pelvis. The smaller Rider must sit on the inside seat.

Rider Criteria: Guests must have a minimum of two functioning extremities; one functioning arm and one functioning leg. Two functioning arms are sufficient instead of one functioning arm and one functioning leg if the Guest has a normal center of gravity and lower extremities are sufficiently strong to support weight against the restraint under the dynamic conditions of the ride. Amputations must be at the knee or below. Guests may have two functioning legs instead of one functioning arm and one functioning leg. Guests with a cervical collar, neck brace, broken collar bone, or braced arm cast are not permitted to ride.

Rider Access: Alternate Access is available at the ride exit. Riders will have to take several steps, on their own or with the assistance of a companion, and be capable of elevating themselves up into the seat. Please use caution when entering and exiting as the ride unit may shift. Do not use the ride restraints for support as they will shift.

2 **cy's Crabbie Cabbies**



Guests must be 40" tall to ride alone **or** 36" tall **and** accompanied by a Supervising Companion.

A junior steel roller coaster with mild drops, bumps, and turns.

Restraint System: A shared lap bar is positioned above the laps of all Riders in the row. An individual seat belt secures each Rider across the thighs and pelvis.

Rider Criteria: Guests must have a minimum of three functioning extremities. Two functioning arms are sufficient instead of three functioning extremities if the Guest has a normal center of gravity and lower extremities are sufficiently

strong to maintain proper riding posture under the dynamic conditions of the ride. Amputations must be at the knee or below. Guests with a cervical collar, neck brace, broken collar bone, full arm cast, or braced arm cast are not permitted to ride.

Rider Access: Alternate Access is available at the ride exit. Riders will have to transfer into the seat on their own or with the assistance of a companion. A transfer device is available upon request which may assist a Rider out of a wheelchair and into the ride unit. Please do not use the ride restraints for support while entering and exiting, as they will shift.

WARNING: This ride contains strobe lighting.

3 **Mass Effect: New Earth**



Guests must be 44" tall to ride.

This is a motion simulator ride where Guests will experience a 3D movie with water effects, smells, and interaction with a live performer.

Restraint System: There are no restraints on this attraction. Guests must remain seated during the duration of the ride.

Rider Criteria: Guests must have a minimum of two functioning extremities to include one functioning arm, and one functioning leg. Assisted listening devices available upon request. Please see a Town Hall or Rides Supervisory Team Member for assistance. Guests with a cervical collar, neck brace, or full leg cast are not permitted to ride.

Rider Access: Alternate Access is available through the entrance. Guests may transfer to a motion-based seat or may remain in their wheelchair. When transferring, Guests must be able to walk independently or be assisted by a member of their party.

4 **bit**



Guests must be 54" tall to ride.

A spinning thrill ride where the gondolas quickly increase in speed from a horizontal position to a vertical position, thereby turning Riders upside down. Riders will experience weightlessness and rapid movements from side-to-side.

Restraint System: A door with a safety lock secures Riders.

Rider Criteria: Guests must have a minimum of three functioning extremities. Guests with a cervical collar, neck brace, broken collar bone, braced arm cast, or full leg cast are not permitted to ride.

Rider Access: Alternate Access is available at the ride exit. Riders will have to take several steps on their own or with the assistance of a companion, and be capable of stepping up and over the side of the ride unit. Please use caution when entering and exiting as the ride unit may shift. Do not use the ride restraint for support as they will shift.

Pacific Gliders



Guests must be 48" tall to ride alone **or** 42" tall **and** accompanied by a Supervising Companion.

Maximum Weight – 600 lb. per unit.

An interactive family ride that creates the experience of a flying hang glider that rotates around in a circle. Riders can use a bar to control the elevation of their unit.

Restraint System: An individual seatbelt and a between-the-legs safety belt secures each Rider across the thighs and pelvis.

Rider Criteria: Guests must have a minimum of two functioning extremities; one functioning arm and one functioning leg. One functioning arm is sufficient instead of one functioning arm and one functioning leg if the Guest has a normal center of gravity and lower extremities are sufficiently strong to maintain proper riding position under the dynamic conditions of the ride and must be accompanied by a Supervising Companion. Amputations must be below the knee. Guests with a cervical collar, neck brace, broken collar bone, or full leg cast are not permitted to ride. Leg prosthetics are not permitted.

Rider Access: Alternate Access is available at the ride exit. Riders will have to transfer into the seat, on their own or with the assistance of a companion. A transfer device is available upon request, which may assist a Rider out of a wheelchair and into the ride unit.



Guests must be between 54" tall **and** 78" tall to ride.

A high-speed, floorless looping roller coaster which turns Riders upside down. Riders will experience changes in speed and direction, weightlessness, and rapid movements from side-to-side.

Restraint System: A shoulder harness with a between-the-legs safety belt secures each Rider over the head and across the chest. Due to the nature of the restraint, this

ride may not accommodate Guests of a larger size. A test seat is located at the ride entrance which can be used to evaluate proper fit and comfort prior to waiting in line.

Rider Criteria: Guests must have a minimum of three functioning extremities. One functioning arm that includes a hand is required to ride. Two functioning arms are sufficient instead of three functioning extremities if the Guest has a normal center of gravity and lower extremities are sufficiently stronger to maintain proper riding posture under the dynamic conditions of the ride. Amputations must be below the knee. Guests with a cervical collar, neck brace, or broken collar bone are not permitted to ride. Casts are not permitted on this ride. Guests who do not have appropriate center of gravity must have sufficient lower extremities to ensure the ride restraint system adequately restrains them. Alternatively, Guests with certain amputations may be able to ride with the use of a separate full body harness provided the Guest has remaining leg and arm residual limbs to be secured by the harness. Guests should check with Guest Services or Town Hall to determine if they are eligible to ride using the full body harness. Guests with upper extremity prosthesis must ensure the device is properly secured or removed prior to riding. Leg prosthetics are not permitted.

Rider Access: Alternate Access is available at the ride exit. Riders will have to take several steps on their own or with the assistance of a companion, and be capable of elevating themselves up into a suspended seat. Please do not use the restraints for support while entering and exiting as they will shift. An elevator is available to transport Guests from the exit to the ride platform. Limit one Rider in wheelchair and one companion in the elevator at a time.

WARNING: This ride contains strobe lighting.

WARNING: This ride utilizes magnetic systems.

2 ANUTS™ 500



Guests must be 36" tall to ride alone **or** be accompanied by a Supervising Companion. Hand-held infants are not permitted.

Maximum Weight – 275 lb. per car

This children's ride allows Guests to ride in their own car that whips around an oblong track.

Restraint System: A shared seat belt secures all Riders in the row across the thighs and pelvis.

Rider Criteria: Guests must have at least one functioning arm and sufficient lower extremities to ensure the ride restraint system adequately restrains them. Both legs must include the knee. Guests with a cervical collar, neck brace, broken collar

bone, full or braced arm cast are not permitted to ride. Guests who do not have appropriate observed behavior must be accompanied by a supervising companion.

Rider Access: Alternate Access is available at the ride exit. Riders will have to take several steps on their own or with the assistance of a companion, and be capable of stepping up and over the side of the ride unit.

2 ANUTS™ Pirates



Guests must be 48" tall to ride **or** 44" tall **and** be accompanied by a Supervising Companion.

As the ride rotates, each car rapidly spins independently providing a unique, smooth ride sensation.

Restraint System: A lap bar secures each Rider across the thighs and pelvis.

Rider Criteria: Guests must have a minimum of two functioning extremities; one functioning arm and one functioning leg. Two functioning arms are sufficient instead of one function arm and one functioning leg, if the Rider has a normal center of gravity and the lower extremities are sufficiently strong to maintain proper riding posture under the dynamic conditions of the ride. Amputation must be at the knee or below. Guests with a cervical collar, neck brace, broken collar bone and/or braced arm cast are not permitted to ride.

Rider Access: Alternate Access is available at the ride exit. Riders will have to take several steps on their own or with the assistance of a companion, and be capable of elevating themselves up into the seat. Please use caution, as the ride unit may shift when entering and exiting.

Planet SNOOPY™ Construction Zone



Guests must be less than 54" tall to participate.

An interactive play area that includes sliding boards, climbing structures, and open play area.

Participate Criteria: Guests must have a minimum of three functioning extremities; one functioning arm and two functioning legs to participate on sliding boards. Guests with a cervical collar, neck brace, broken collar bone or braced arm casts may not participate on sliding boards and climbing structures.

Rider Access: Service animals are permitted in the ground level play area.

4 Psycho Mouse™



Guests must be 48" tall to ride **or** 44" tall **and** be accompanied by a Supervising Companion.

A steel roller coaster with airtime hills and hairpin turns. Riders will experience changes in speed and direction, moments of weightlessness, and rapid movements from side-to-side.

Restraint System: An individual lap bar and seatbelt secures each Rider across the thighs and pelvis. Due to the nature of the restraint, this ride may not accommodate Guests of a larger size.

Rider Criteria: Guests must have a minimum of three functioning extremities. Two functioning arms are sufficient instead of three functioning extremities if the Guest has a normal center of gravity and lower extremities are sufficiently strong to maintain proper riding posture under the dynamic conditions of the ride. Amputations must be at the knee or below. Guests with a cervical collar, neck brace, broken collar bone, full arm cast, braced arm cast or full leg cast are not permitted to ride.

Rider Access: Alternate Access is available at the ride exit. Riders will have to transfer into the seat on their own or with the assistance of a companion.

WARNING: This ride contains strobe lighting.

5 Blazer®



Guests must be 48" tall to ride.

A high-speed single rail steel roller coaster turning Riders upside down three times. Riders will experience high accelerations and changes in the longitudinal, lateral, and vertical directions.

Restraint System: An individual lap bar with a between-the-legs safety belt, and safety belt harness secures each Rider over the head, across the chest and across the thighs and pelvis. Due to the nature of the restraint, this ride may not accommodate Guests of larger size. A test seat is located at the ride entrance which can be used to evaluate proper fit and comfort prior to waiting in line.

Rider Criteria: Guests must have a minimum of three functioning extremities; one functioning arm (including functioning hand), and two functioning legs (including feet). Guests with a cervical collar, neck brace, broken collar bone, full arm cast, braced arm cast or full leg cast are not permitted to ride. Guests with a lower leg cast, leg brace, or forearm cast are permitted to ride if the cast or brace do not interfere with

the restraint system. Prosthesis are not permitted on this ride. Guests should check with Guest Services or a Ride Supervisor to determine if they are eligible to ride without the prosthetic.

Rider Access: Alternate Access is available at the ride exit. Riders will have to transfer into the seat, on their own or with the assistance of a companion. A transfer device is available upon request which may assist a Rider out of a wheelchair and into the ride unit. Please do not use the ride restraints for support while entering and exiting, as they will shift.

Note: Glasses may only be worn on this attraction if they are secured with an athletic strap. Glasses may not be held in the hands of Riders while riding.

WARNING: This ride contains strobe lighting.

WARNING: This ride utilizes magnetic systems.

Roaring Rapids



Guests must be 46" tall to ride.

A family water ride where Riders travel in rafts along a man-made river full of rapids, geysers, canyons, and waterfalls. Rafts float and bounce down high-speed rapids, often rotating rapidly after impacting with the bank of the river.

Restraint System: A shared seat belt secures all Riders in the row across the thighs and pelvis.

Rider Criteria: Guests must have a minimum of three functioning extremities. Guests with a cervical collar, neck brace, broken collar bone, full arm cast, or braced arm cast are not permitted to ride.

Rider Access: Alternate Access is available at the ride exit. Riders will have to take several steps along a moving turntable on their own or with the assistance of a companion, and be capable of stepping down into the ride unit. Please use caution as the ride unit may shift when entering and exiting. Watch your step as the ride unit may be slippery and wet.

Note: Riders will get wet.

Note: Loose articles, including footwear, may not be left on the platform. All loose articles must be brought onboard the raft with Riders. These items will get wet. Please consider leaving loose articles with a non-Rider.

Note: Boats may bump into the side of channel and other boats.

4 The Le Dodge



Guests must be 48" tall to ride.

A bumper car ride where Guests drive cars one way around a circular track. Riders will experience strong side-to-side movement and rapidly changing direction and forces.

Restraint System: An individual should strap positioned across the chest and under the arm of each Rider.

Rider Criteria: Driver: Guests must have a minimum of three functioning extremities. Guests who do not demonstrate appropriate observed behavior must be accompanied by a Supervising Companion. Guests with a cervical collar, neck brace, broken collar bone, or braced arm cast are not permitted to ride. **Passenger:** Guests must have a minimum of two functioning extremities, one functioning arm and one functioning leg. Guests who do not demonstrate appropriate observed behavior must be accompanied by a Supervising Companion. Guests with a cervical collar, neck brace, broken collar bone, or braced arm cast are not permitted to ride. Guests with a visual impairment or who are not able to steer and press the accelerator must ride as a passenger with a driver who meets the requirements to drive.

Rider Access: Alternate Access is available at the ride exit. Riders will have to take several steps on their own or with the assistance of a companion, and be capable of stepping up and over the side of the ride unit. Please use caution as the ride unit may shift when entering and exiting.

Note: Avoid head-on collisions.

2 My's Love Buggies



Guests must be 44" tall to ride alone **or** 36" tall **and** accompanied by a Supervising Companion.

A circular children's ride where Riders use a handle to pump their car upwards to a height of 12 feet. Each cycle, Riders compete to see who gets there first.

Restraint System: An individual seat belt secures each Rider across the thighs and pelvis.

Rider Criteria: Guests must have a minimum of two functioning extremities; one functioning arm and one functioning leg.

Rider Access: Alternate Access is available at the ride exit. Riders will have to take several steps on their own or with the assistance of a companion, and be capable of elevating themselves up into the seat.

Note: Please use caution as the ride unit may shift when entering and exiting.

2 **ly's Swing Set**



Guests must be 42" tall to ride alone **or** be accompanied by a Supervising Companion. Guests over 60" tall must be accompanied by a child.

A child-size chair swing with free-hanging seats suspended from a gently rotating and slanting tower. Riders will rotate in a circular motion as the tower begins to rise.

Restraint System: An individual lap bar and a between-the-legs safety belt secures each Rider.

Rider Criteria: Guests must have a minimum of two functioning extremities; one functioning arm and one functioning leg. Two functioning arms are sufficient instead of one functioning arm and one functioning leg if the Guest has a normal center of gravity and lower extremities are sufficiently strong to support the weight against the restraint under the dynamic conditions of the ride. Amputations must be at the knee or below. Guests with any type of prosthesis should not ride unless they can ensure the device is properly secured and will remain in place during the ride.

Rider Access: Alternate Access is available at the ride exit. Riders will have to take several steps on their own or with the assistance of a companion, and be capable of elevating themselves up into the seat. Please use caution as the ride unit may shift when entering and exiting.

2 **OOPY'S™ Space Buggies**



Guests must be 36" tall to ride **or** be accompanied by a Supervising Companion.

Maximum Weight – 382 lb. per car

Space vehicles that jump up and down while rotating around a circular track.

Restraint System: A shared seat belt secures each Rider across the thighs and pelvis.

Rider Criteria: Guests must have a minimum of two functioning extremities; one functioning arm (excluding prosthesis) and one functioning leg. Guests must have sufficient lower extremities to ensure the ride restraint system adequately restrains them. Both legs must include the knee. Guests with a cervical collar, neck brace, broken collar bone, full arm cast, or braced arm cast are not permitted to ride.

Rider Access: Alternate Access is available at the ride exit. Riders will have to take several steps on their own or with the assistance of a companion, and be capable of stepping up and over the side of the ride unit. Please use caution, as the ride unit may shift when entering and exiting.

1 OOPY'S™ Space Race



Guests must be under 54" tall to ride. No hand-held infants.

A circular children's ride where Riders use a handle to pump their car upwards to a height of 6 feet.

Restraint System: A shared seat belt secures all Riders in the row across the thighs and pelvis.

Rider Criteria: Guests must have a minimum of three functioning extremities.

Rider Access: Alternate Access is available at the ride exit. Riders will have to take several steps on their own or with the assistance of a companion, and be capable of stepping up and over the side of the ride unit.

2 Air Tower



*Guests must be 46" tall to ride alone **or** be accompanied by a Supervising Companion. Hand-held infants must be accompanied by a Supervising Companion.*

An air-conditioned, enclosed cabin which rotates while traveling up a tower.

Rider Criteria: Guests who do not have seated postural control or do not demonstrate appropriate observed behavior must be accompanied by a Supervising Companion.

Rider Access: Alternate Access is available at the ride exit. Riders will have to transfer into the seat on their own or with the assistance of a companion. Service animals are permitted to ride.

2 Pumpkin Patch



*Guests must be 44" tall to ride alone **or** 36" tall **and** accompanied by a Supervising Companion.*

Maximum Weight – 660 lb. per gondola

A 23-foot tower with free-hanging cabins suspended from an elevated, rotating pylon that rotates clockwise as it climbs the tower for a great aerial view of the area.

Restraint System: An individual seat belt secures Riders across the thighs and pelvis. A door further encloses the ride unit.

Rider Criteria: Guests must have a minimum of two functioning extremities; one functioning arm and one functioning leg. Two functioning arms are sufficient instead of one functioning arm and one functioning leg if the Guest has a normal center of gravity and lower extremities are sufficiently strong to maintain the proper riding posture under the dynamic conditions of the ride. Amputations must be at the knee or below. Guests with a cervical collar or neck brace are not permitted to ride.

Rider Access: Alternate Access is available at the ride exit. Riders will have to transfer into the seat or on their own with the assistance of a companion and be capable of elevating themselves up into the seat. Please use caution, as the ride unit may shift when entering and exiting. Service animals are permitted to ride.

4 Under Raceway



Guests must be 58" tall to drive **or** 40" tall to ride with a legal parent or guardian 18 years of age or older.

This is a "drive-yourself" go kart ride where drivers drive their own go kart around a designated track for a pre-determined amount of time.

Restraint System: A seat belt secures each Rider across the upper-body, pelvis and thighs.

Rider Criteria: Driver: Drivers must have a minimum of three functioning extremities; one functioning arm and two functioning legs. Guests with a cervical collar, neck brace, broken collar bone, full arm cast, braced arm cast, or full leg cast are not permitted to ride. Driver must exhibit sufficient visual acuity to operate the car safely. Long hair must be tied up above shoulder. **Passenger:** Passengers must have at least one functioning arm and sufficient lower extremities to ensure the ride restraint system adequately restrains them. Guests with a cervical collar, neck brace, braced arm cast, or full leg cast are not permitted to ride. Long hair must be tied up above the shoulder.

Rider Access: Alternate Access is available at the ride exit. Riders will have to take several steps on their own or with the assistance of a companion, and be capable of stepping down into the ride unit.

Note: This is an extra-charge attraction.

CAUTION: Inattentive drivers may bump you from behind. To avoid injury, please use caution while riding and while entering and exiting the ride.

4i Twirl



Guests must be 48" tall to ride.

Riders sit in a circle facing outward secured in motorcycle-style seats on a circular platform that rotates clockwise and rocks back in forth across a wave-like track multiple times.

Restraint System: A padded bar secures each Rider across the back.

Rider Criteria: Guests must have a minimum of two functioning extremities; one functioning arm (excluding prosthesis) and one functioning leg. Guests with a cervical collar, neck brace, broken collar bone, or braced arm cast are not permitted to ride.

Rider Access: Alternate Access is available at the ride exit. Riders will have to take several steps on their own or with the assistance of a companion, and be capable of stepping up and over the side of the ride unit.

4 Whitewater Falls



Guests must be 46" tall to ride.

This is a water shoot-the-chutes ride; Riders may get wet. Riders will be seated in a boat and brace for a plunge down a chute and a splash of water.

Rider Criteria: Guests must have a minimum of two functioning extremities; one functioning arm and one functioning leg. Guests with a cervical collar, neck brace, broken collar bone, full arm cast, braced arm cast or full leg cast are not permitted to ride.

Rider Access: Alternate Access is available at the ride exit. Riders will have to take several steps on their own or with the assistance of a companion, and be capable of stepping down in the ride unit.

Note: Boats may bump into the side of the channel and other boats.

3 Woodstock Express



Guests must be 46" tall to ride alone **or** 40" tall **and** accompanied by a Supervising Companion.

A junior steel roller coaster with mild drops, bumps, and turns.

Restraint System: A shared lap bar and seatbelt secures all Riders in the row across the thighs and pelvis. Due to the nature of the restraint, this ride may not accommodate Riders of a larger size.

Rider Criteria: Guests must have a minimum of two functioning extremities; one functioning arm and one functioning leg. Two functioning arms are sufficient instead of one functioning arm and one functioning leg if the Guest has a normal center of gravity and lower extremities are sufficiently strong to maintain the proper riding posture under the dynamic conditions of the ride. Amputations must be at the knee or below. Guests with a cervical collar, neck brace, broken collar bone, or braced arm cast are not permitted to ride.

Rider Access: Alternate Access is available at the ride exit. Riders will have to transfer into the seat, on their own or with the assistance of a companion. A transfer device is available upon request which may assist a Rider out of a wheelchair and into the ride unit. Please do not use the ride restraints for support while entering and exiting, as they will shift.

Xtreme Skyflyer A Skycoaster® Experience



Guests must be 42" tall to ride.

Xtreme Skyflyer is a high-thrill Skycoaster attraction made to simulate flight. Riders are hoisted 153 feet into the air. They control their own ride experience by pulling the ripcord, initiating their tethered free fall descent and flight. The sensation of flight as Riders fall is similar to skydiving and hang gliding, with Riders reaching speeds up to 70 mph.

Restraint System: Riders wear a full body harness that supports the Rider in a prone position. The harness is connected to the flight support cables.

Rider Criteria: Guests are required to have a minimum of one functioning leg and by reason of the restraint system inherent to the flight suit, it is necessary that the Rider possesses two arms sufficient for proper functioning of the flight suit to be maintained. Lower extremities must be sufficient enough length to be contained and restrained by a leg strap. Proper functioning of the flight suit must be maintained for Riders without appropriate center of gravity. Guests with a cervical collar, neck brace, broken collar bone, braced arm cast, full arm cast, or full leg cast are not permitted to ride.

Rider Access: Alternate Access available at the ride entrance. Riders must be able to walk independently or be assisted by a member of their party.

SOUTH BAY SHORES WATERPARK

Each attraction is placed into one of five categories:

CATEGORY	DESCRIPTION
Low Thrill Rides	1 This is a low speed, and or shallow water attraction.
Mild Thrill Rides	2 This is a low to medium speed attraction, and/or water depth to 48 inches. Some Rider control, maneuvering, and/or swimming skills required.
Moderate Thrill Rides	3 This is a medium speed attraction. Height and water depth may vary. Moderate or unexpected forces can be generated during the ride. This attraction may require Rider control and/or strong swimming skills. Physical activity may be strenuous.
High Thrill Rides	4 This is a fast paced ride experience. Riders will encounter changes in speed, direction, elevation, strong water currents, and/or depth of water, some of which is unexpected. This attraction requires Rider body control and strong swimming skills.
Aggressive Thrill Rides	5 This is a high speed and/or deep water attraction with turbulent turns, drops, and/or strong water currents with changes in speed, direction, elevation, and/or deep water, which may be unexpected. This attraction requires Rider body control and swimming skills.



Appropriate Attire

Appropriate swimwear is required. Thongs and transparent clothing are not permitted. We reserve the right to determine the appropriateness of swimwear. Guests wearing bathing attire with metal buttons, rivets, zippers, or snaps will not be permitted to ride Pup's Pier, Reef Racer, Tide Pool Slides, and Shark Reef Plunge. Jewelry including but not limited to, necklaces, bracelets, dangling earrings, and rings other than

wedding bands are prohibited on Shark Reef Plunge. Contact lenses are not recommended. Guests requiring special accommodation should speak to a member of the Aquatics Supervisory Team.



Life Jackets

Life jackets are available for all Guests. Only Coast Guard approved life jackets are allowed as flotation devices. Life jackets are provided free of charge for Guests who require one.

In wave pools, life jackets are required for Guests who are less than 52" tall in bare feet, participants with a history of seizures (or similar medical conditions), heart conditions, or those who are inexperienced or non-swimmers. Children who are less than 42" tall must wear life jackets and be accompanied by Supervising Companions. This policy will be enforced at Breakers Bay.

In other attractions requiring life jackets, children who are less than 48" tall in bare feet or those who are inexperienced or non-swimmers must wear a life jacket. Children who are less than 42" tall must wear life jackets and be accompanied by Supervising Companions.



Ongoing Lifeguard Training

In an ongoing effort to provide a safe and enjoyable waterpark experience for our Guests, California's Great America routinely utilizes training exercises to improve our lifeguards' skills and vigilance. These exercises will occur during normal operating hours and may consist of the following: submersible water manikins; the use of video surveillance equipment; internal and external audits, and active/inactive water rescues and/or first aid scenarios.



Swim Diapers

Guests who require a diaper are required to wear swim diapers or a diaper specifically designed for aquatic use.



Water Wheelchairs and Pool Lifts

A water wheelchair is available for Guests requiring additional assistance when gaining access into Breakers Bay and Tide Pool. The water wheelchair may be used by multiple Guests on the same day. While in the wave pool, the water level may not exceed the height of the seat on the chair. Guests participating in a wave pool are permitted to use a personal wheelchair. Personal wheelchairs are permitted up to the seat's water depth. Guests utilizing wheelchairs will not be required to utilize a lifejacket while in the wave pool only if their height exceeds 52". Guests may choose to use a water wheelchair instead of a personal wheelchair. While using either a personal wheelchair or a water wheelchair, Guests must not utilize the wheelchair's seatbelts while in the wave pool.

Motorized or electric personal wheelchairs will be permitted at Otter Trotter. Walkers, canes, or other assistive devices are permitted only at ankle depth in the following attractions: Tide Pool and Breakers Bay. A pool lift is available at Tide Pool and Rushin' River.

During your visit, please speak to a member of our Aquatics Supervisory team to obtain access to the water wheelchair or pool lift and for further accessibility information.

WATERPARK ATTRACTIONS

The following descriptions are designed to give you information on the types of actions caused by various attractions. Each of the following attractions will identify the restrictions according to the criteria outlined on the page listed above. **In order to participate on most attractions, Guests must have seated postural control, appropriate center of gravity, appropriated observed behavior, and the ability to enter and exit the attraction safely.**

Specific exceptions or qualifications to those four criteria will be noted in the information provided below. Please use caution when entering and exiting waterpark attractions as the surrounding areas may be slippery. Conveying devices such as tubes and rafts may be slippery and can shift during loading and unloading.

5 Racuda



Guests must be 48" tall in bare feet to ride.

Maximum Weight – 300 lb. per Rider

Single Rider partially enclosed serpentine tube slides ending in a 41" deep pool. Maximum of one Guest per single tube.

Rider Criteria: Guests must be seated in the tube, facing forward, and holding onto the handles. Guests must have a minimum of three functioning extremities. Guests with a cervical collar, neck brace, broken collar bone, full arm cast, forearm cast, braced arm cast, or full leg cast are not permitted to ride. Lower body casts (foot, lower leg, etc.) are not permitted on this ride.

Rider Access: Access to the attraction requires climbing several flights of stairs with a tube. Guests will have to ascend the slide tower and be capable of safely entering the tube, on their own or with the assistance of a companion. Please use caution when entering and exiting as the tube may shift. The tube and surrounding area may also be slippery.

4 Breakers Bay



In wave pools, life jackets are required for Guests who are less than 52" tall in bare feet, participants with a history of seizures (or similar medical conditions) or heart conditions, or those who are inexperienced or non-swimmers. Life jackets are available for all Guests. Guests who are less than 42" tall must wear life jackets **and** be accompanied by a Supervising Companion 18 years of age or older.

A large wave pool with depths ranging from 0' – 6'. Waves are generated for five minutes on, and then five minutes off. During the wave action, strenuous activity is required. Strenuous activity is required during wave action cycles which may require the ability to swim and which may result in fatigue. Exercise caution.

Rider Criteria: Guests must be able to maintain independent seated postural control and must have appropriate observed behavior or be accompanied by a Supervising Companion. Guests must have a minimum of two functioning extremities or be accompanied by a Supervising Companion. Hand-held infant's participation or water depth may be restricted and must be accompanied by a Supervising Companion 18 years of age or older and must wear a lifejacket. Guests with a full arm cast or full leg cast are welcome to enjoy the attraction, but participation or water depth may be restricted if necessary. Guests with a cervical collar, neck brace, broken collar bone or braced arm cast cannot participate. Participants with a history of seizures—or heart or other serious medical conditions—should be supervised by someone who knows how to swim and how to provide emergency assistance.

Rider Access: Access is available via the zero depth entry. This attraction is wheelchair accessible, although the water level may not exceed the height of the seat on the chair. A water wheelchair is available for Guests requiring additional assistance. Please speak to a member of our Aquatics Supervisory Team to obtain access to the water wheelchair.

4 Coastal Cruz



Guests must be 44" tall to ride.

Maximum Weight – 300 lb. per Rider; 1,000 lb. per raft

A thrilling family raft ride where Riders experience high-speed open-air turns, drops, and rapid movements from side-to-side.

Rider Criteria: Guests must be able to hold themselves in the upright position and hold onto at least one handle. Guests must have a minimum of three functioning extremities. Full arm

casts, braced arm casts, foot and lower leg casts, full leg casts, cervical collars or neck braces, or broken collar bones are not permitted.

Rider Access: Access to the attraction requires climbing several flights of stairs. Guests will have to ascend the slide tower and be capable of safely entering the raft, on their own or with the assistance of a companion. Please use caution when entering and exiting as the tube may shift. The tube and surrounding area may also be slippery.

5ding Frenzy



Guests must be 48" tall in bare feet to ride.

Maximum Weight – 300 lb. per Rider

A partially enclosed tube slide that sends Riders on single tubes through the spin of a lifetime as they gain speed in a curved tunnel that blasts them into a bowl.

Rider Criteria: Guests must have a minimum of three functioning extremities; two functioning arms and one functioning leg. Hand-held Infants are not permitted to ride slides. Guests with a cervical collar, neck brace, broken collar bone, full arm cast, braced arm cast, or full leg cast are not permitted to ride. Lower body casts (foot, lower leg, etc.) are not permitted on this ride.

Rider Access: Access to the attraction requires climbing several flights of stairs. Riders will have to ascend the slide tower and be capable of safely entering the raft, on their own or with the assistance of a companion. Please use caution when entering and exiting as the tube may shift. The tube and surrounding area may also be slippery.

4ssion Falls



Guests must be 48" tall to ride alone **or** 44" tall **and** be accompanied by a Supervising Companion.

Minimum Weight – 120 lb. per raft

Maximum Weight – 300 lb. per Rider; 400 lb. per raft

Riders plunge 45 feet down and are sent up a half-pipe where they reverse direction and are sent over a negative-g force hill, finally coming to stop on a dry mat.

Rider Criteria: Guests must be able to hold themselves in the upright position and hold onto at least one handle. Guests must have a minimum of three functioning extremities. Forearm casts, full arm casts, braced arm casts, foot and lower leg casts, full leg casts, cervical collars or neck braces, or broken collar bones are not permitted.

Rider Access: Access to the attraction requires climbing several flights of stairs. Guests will have to ascend the slide tower, and be capable of safely entering the raft on their own or with the assistance of a companion. Please use caution when entering and exiting as the tube may shift. The tube and surrounding area may be slippery.

3rCal Wipeout



Guests must be 44" tall to ride.

Maximum Weight – 300 lb. per Rider; 400 lb. per raft

A thrilling enclosed tube raft ride where Riders experience high speed turns, drops, and rapid movements from side to side.

Rider Criteria: Guests must have a minimum of three functioning extremities; two functioning arms and one functioning leg. Hand-held Infants are not permitted to ride slides. Guests with a cervical collar, neck brace, broken collar bone, full arm cast, braced arm cast, or full leg cast are not permitted to ride. Lower body casts (foot, lower leg, etc.) are not permitted on this ride.

Rider Access: Access to the attraction requires climbing several flights of stairs. Guests will have to ascend the slide tower and be capable of safely entering the raft, on their own or with the assistance of a companion. Please use caution when entering and exiting as the tube may shift. The tube and surrounding area may be slippery.

1ter Trotter



Hand-held infants must be accompanied by a Supervising Companion.

A zero-depth water playground.

Rider Criteria: Guests who do not have the ability to safely enter and exit the attraction, or who do not have appropriate observed behavior must be accompanied by a Supervising Companion. Hand-held infants must be accompanied by a Supervising Companion.

Rider Access: This attraction is wheelchair accessible. Please use caution when entering and exiting as the area may be slippery.

1p's Pier – Play Structure



Hand-held infants are not permitted on elevated sections of the structure.

Interactive water play structure with a large tipping bucket, water slides, and multiple levels connected by net crawls, bridges, and stairways.

Rider Criteria: Guests with a cervical collar, or neck brace are not permitted on the elevated sections of the structure. Guests unable to maintain seated postural control must be accompanied by a Supervising Companion.

Rider Access: Access available via the ground level. Access to elevated levels require Guests to walk up several flights of stairs.

2p's Pier – Slides



*Guests must be 36" tall in bare feet to ride slides under 8 feet in height **or** 44" tall in bare feet to ride slides over 8 feet in height.*

Maximum Weight – 300 lb. per Rider

A total of seven small slides on this play structure that have sudden drops designed for single Riders. Maximum water depth is 6".

Rider Criteria: Guests must have a minimum of three functioning extremities; one functioning arm with sufficient extremity to maintain the proper riding position and two functioning legs. Riders are required to maintain the proper riding position – slide on your back or in a seated, feet first position. Forearm casts, full arm casts, braced arm casts, foot or lower leg casts, full leg casts, cervical collar or neck braces, or broken collar bones are not permitted.

Rider Access: Access to the attraction requires climbing several flights of stairs. Guests will have to ascend the play structure and be capable of safely entering the slide, on their own or with the assistance of a companion.

4ef Racer



Guests must be 48" tall in bare feet to ride.

Maximum Weight – 300 lb. per Rider

Two high-speed body slides with sudden drops designated for a single Rider.

Rider Criteria: Riders are required to maintain the proper riding position – laying feet first with their ankles crossed and their arms across their chest. Riders may not sit. Guest must have four functioning extremities.

Forearm casts, full arm casts, braced arm casts, foot or lower leg casts, full leg casts, cervical collar or neck braces, or broken collar bones are not permitted.

Rider Access: Access to the attraction requires climbing several flights of stairs. Guests will have to ascend the slide tower and be capable of safely entering the slide, on their own or with the assistance of a companion.

2 shin' River



Children must be 42" tall in bare feet to ride alone **or** be accompanied by a Supervising Companion. Children under 48" tall in bare feet or those who are inexperienced or non-swimmers are required to wear a life jacket. A Supervising Companion may accompany up to two children.

A slow-moving, winding river tube ride at a depth of 30".

Rider Criteria: Guests must be able to maintain independent seated postural control and must have appropriate observed behavior or be accompanied by a Supervising Companion. Guests must have a minimum of two functioning extremities or be accompanied by a Supervising Companion. Hand-held infants must be accompanied by a Supervising Companion. Guests with a cervical collar, neck brace, broken collar bone, braced arm cast or full leg cast are not permitted.

Rider Access: Access is available via a pool lift. Guests will have to transfer to the ramp, lift, or tube, on their own or with the assistance of a companion. Please speak to a member of our Aquatics Supervisory Team to obtain access to the pool lift.

5rk Reef Plunge



Guests must be 48" tall in bare feet to ride.

Maximum Weight – 300 lb. per Rider

Maximum one Rider per slide.

Riders stand in an enclosed capsule where the floor drops, launching them down high-speed drops and banked turns before ending in a water-filled runout. Rider will experience high speeds, weightlessness, and rapid movements from side to side. Maximum water depth is 6".

Rider Criteria: Riders must stand with their head and back against the slide, legs firmly crossed at the ankles, with arms folded across the chest, and maintain position throughout ride.

Guests must have two functioning arms and two functioning legs. Guests with a cervical collar, neck brace, broken collar bone, full arm cast, braced arm cast, or full leg cast are not permitted to ride. Lower body casts (foot, lower leg, etc.) are not permitted on this ride.

Rider Access: Access to the attraction requires climbing several flights of stairs. Riders will have to ascend the slide tower and be capable of safely entering the slide, on their own or with the assistance of a companion.

Note: Loose articles are not permitted, including, but not limited to: piercings, necklaces, rings or T-shirts.

1 le Pool



This is a wading pool with three water fountains. Maximum water depth is 32".

Rider Criteria: Guests who do not display appropriate observed behavior, do not have seated postural control, or are unable to enter or exit the attraction must be accompanied by a Supervising Companion. Hand-held Infants must be accompanied by a Supervising Companion.

Rider Access: Access is available via the zero depth entry. This attraction is wheelchair accessible, although the water level may not exceed the height of the seat on the chair. A water wheelchair is available for participants requiring additional assistance. Please speak to a member of our Aquatics Supervisory Team to obtain access to the water wheelchair.

2 le Pool – Slides



Guests must be 36" tall to ride.

Maximum Weight – 200 lb. per Rider

A total of eight small slides in this family pool that have sudden drops designed for single Riders. Slides end in a 32" pool. Maximum water depth is 32".

Rider Criteria: Guests must have a minimum of two functioning extremities; one functioning arm with sufficient extremity to maintain the proper riding position and one functioning leg. Riders are required to maintain the proper riding position – slide on your back or in a seated, feet first position. Forearm casts, full arm casts, braced arm casts, foot or lower leg casts, full leg casts, cervical collar or neck braces, or broken collar bones are not permitted.

Rider Access: Guests will have to ascend the structure and be capable of safely entering the slide, on their own or with the assistance of a companion.

ENTERTAINMENT VENUES



Due to the popularity of our shows, we suggest that you arrive early as seating may be limited.

Show schedules are available at Guest Services and Town Hall and at any theater entrance. All Entertainment venues are accessible to Guests who are mobility impaired. Assisted listening devices are available for Guests at Town Hall who are hearing impaired. Large print scripts may also be available. Ask any Associate at the venue for assistance.

Great America Theater

The Great America Theater is a large indoor theater equipped with air conditioning. Viewing areas that can accommodate Guests in wheelchairs are available. A ramp is located to the right of the theater entrance. Assisted Listening Devices are available at Town Hall near the Great America Theater. Stroller parking is located in the back of the theater only. Please see Theater Attendants for additional assistance.

PEANUTS™ Showplace

PEANUTS™ Showplace is an outdoor stage with plenty of shade. Viewing areas that can accommodate Guests in wheelchairs are available. Strollers are not permitted inside the venue. Designated stroller parking is in the back of the theater only. Please see Theater Attendants for additional assistance. Assisted Listening Devices are available at Town Hall near the Great America Theater.

Redwood Amphitheater

The Redwood Amphitheater is a large outdoor venue that hosts shows, concerts, and special events. Designated viewing areas for Guests in wheelchairs are available. Strollers are not permitted inside the theater. Stroller parking is located outside the theater. Please see Theater Attendants for additional assistance. Assisted Listening Devices are available at Town Hall near the Great America Theater.

Theatre Royale

Theatre Royale is an indoor theater equipped with air conditioning. Viewing areas able to accommodate Guests in wheelchairs are available. Stroller parking is located in the back of the theater only. Please see Theater Attendants for additional assistance. Assisted Listening Devices are available at Town Hall near Great America Theater.

WARNING

Many rides at California's Great America are dynamic and thrilling. There are inherent risks in riding any amusement ride. For your protection, each ride is rated for its special features, such as high speeds, steep drops, sharp turns, or other dynamic forces. If you choose to ride, you accept all of these risks. Restrictions for Guests of larger size (height or weight) are posted at certain rides. Guests with disabilities should refer to our Ride Admission Policy available at Guest Services. Participate responsibly. You should be in good health to ride safely. You know your physical conditions and limitations; California's Great America does not. If you suspect your health could be at risk for any reason, or you could aggravate a pre-existing condition of any kind, **do not ride!**

All restraint systems, including lap bars, shoulder harnesses, and seatbelts, must be positioned, fastened and tightened properly to allow Guests to ride

Information in this guide is subject to change.

California's
Great America

2401 Agnew Road • Santa Clara, CA 95054

www.cagreatamerica.com

© 2025 Six Flags Entertainment Corporation GA-25-0012

© 2025 Peanuts Worldwide LLC, peanuts.com

Mass Effect and BioWare are trademarks of EA International (Studio and Publishing) Ltd.